

# BROWARD COUNTY PUBLIC SCHOOLS (BCPS) GUEST WIFI ACCESS:

1. Access your Network Setting on your device

MAC



PC



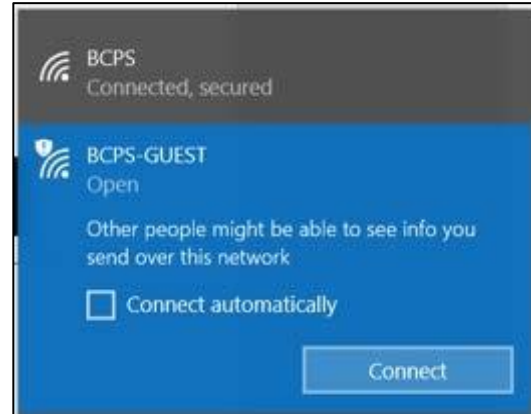
2. Select **BCPS – GUEST** (If prompted click Connect)

Your default browser will launch the **Registration Page**.

MAC



PC



## NEW USERS:

3. Fill in:

- First Name
- Last Name
- Cell Phone Number (no dashes)
- Purpose
- Reason

Click **Register**

A screenshot of the 'Join "BCPS-GUEST"' registration page in a web browser. The page has the Broward County Public Schools logo at the top. Below the logo, it says 'New Guests'. There is a link: 'Already Registered? Sign in below'. Underneath, it says 'Register to access the network' and 'Credentials will be sent to your phone via text messaging'. The form contains five fields: 'First Name \*', 'Last Name \*', '10 Digit Cell Phone Number \*', 'Purpose \*' (a dropdown menu), and 'Reason'. A green 'Register' button is at the bottom. The browser's address bar shows 'guest-idm.browardschools.com'.

4. This **Registration Successful** screen will appear.

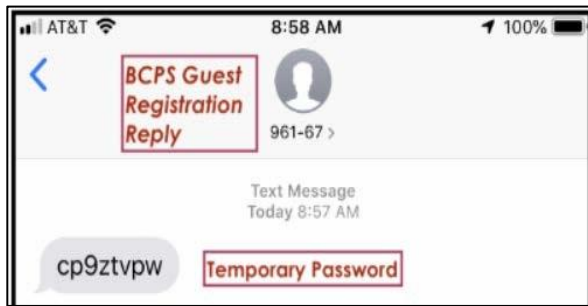
You are now Registered!

5. Click **Login**

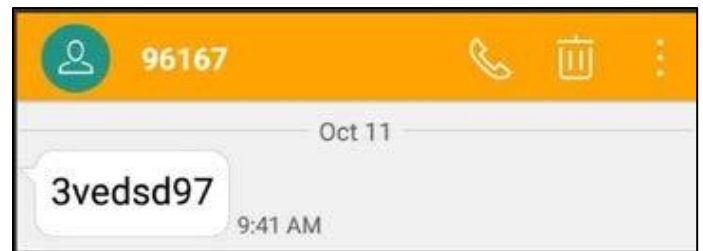
A screenshot of the 'Registration Successful' screen in the same web browser. It features the Broward County Public Schools logo and a green checkmark icon. The text says 'Registration Successful' and 'The registration password sent to your cell phone is valid for 24 hours.' A green 'Login' button is at the bottom. The browser's address bar shows 'guest-idm.browardschools.com'.

6. An 8-character temporary password will be sent to your cell phone via text message.

IPHONE

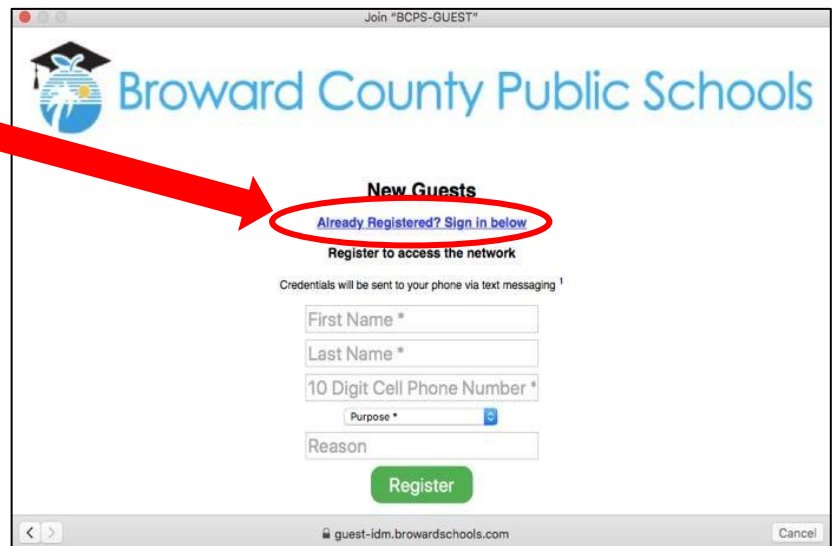


ANDROID



### ALREADY REGISTERED:

7. Click **Already Registered?** Sign in Below.

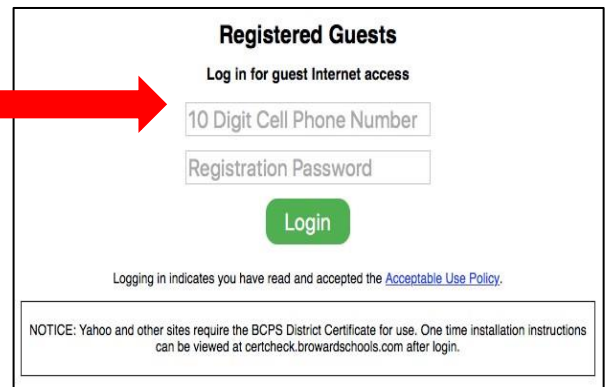


8. **Enter:**

- Cell phone number (no dashes)
- Temporary Password (received via text)

Click **Login**

\* Note: Logging in indicates you have read and accepted the [Acceptable Use Policy](#).



9. You have successfully accessed the BCPS Guest Wireless Network for up to 24 hours!

*\*If you receive a message asking for a certificate, this step may be required!*

10. A one-time installation of the [BCPS District Certificate](#)

may be needed for Yahoo and other websites.

Open your browser and go to <http://certcheck.browardschools.com>

to get a BCPS Certificate and you will get a confirmation screen that looks like this.

